

# MECHWELL CHEMICAL MACHINERY CO.,LTD.



## VLF系列真空吸料机 VLF Vacuum hopper loader

### 应用:

用于挤出机或其他塑料加工机械的供料，或者给料斗，料仓等储存设备供料。特别适合于输送粉料、或者含有部分粉料的颗粒料和片状料。可以单机使用，也可以同其他设备构成一体化的输送系统。

### Applications:


Universal unit for automatic feeding of extruders, processing machines, hoppers and storage silos. Handles powders, pellets or granulated/flaked products with some powder content. Use as stand-alone unit or integrate into complete feeding systems.

### 优点:

- ◆ 高效的压缩空气反吹布袋清理系统
- ◆ 过滤单元可作为整体拆卸，使得布袋维修更换和物料颜色更换更方便
- ◆ 接触物料的部件都是不锈钢材料
- ◆ 气动锥形阀作为排料装置，使得密封和排料都更可靠
- ◆ 管道和接线在出厂时都已经连接好
- ◆ 大的过滤面积特别适合粉料使用
- ◆ 加大的排料口
- ◆ 使用温度：-10° C 到 +80° C


### Outstanding Characteristics

- ◆ High efficiency bag filter with reverse-jet cleaning
- ◆ Filter plate removed in one piece for easy product changes & easy access for servicing the filter elements
- ◆ Product-contacted parts of stainless steel
- ◆ Electro-pneumatically operated conical discharge valve ensure a reliable sealing and product discharge
- ◆ Pre-piped and pre-wired ready for operation
- ◆ Large filter surface area specifically designed for powdery products.
- ◆ Large outlet diameter
- ◆ Temperature range: -10° C up to +80° C



锥形阀采用聚氨酯发泡表层，密封出色。出料口加大，放料时间缩短，使得上料能力增加

Foam PU coated outlet/closing cone, large outlet diameter=shorter output time therefore higher throughput capacity



很方便拆卸的布袋反吹系统，特别适合于当物料颜色改变时清洗筒壁。  
Filter removed in one piece for easy replace and product change.

# MECHWELL CHEMICAL MACHINERY CO.,LTD.

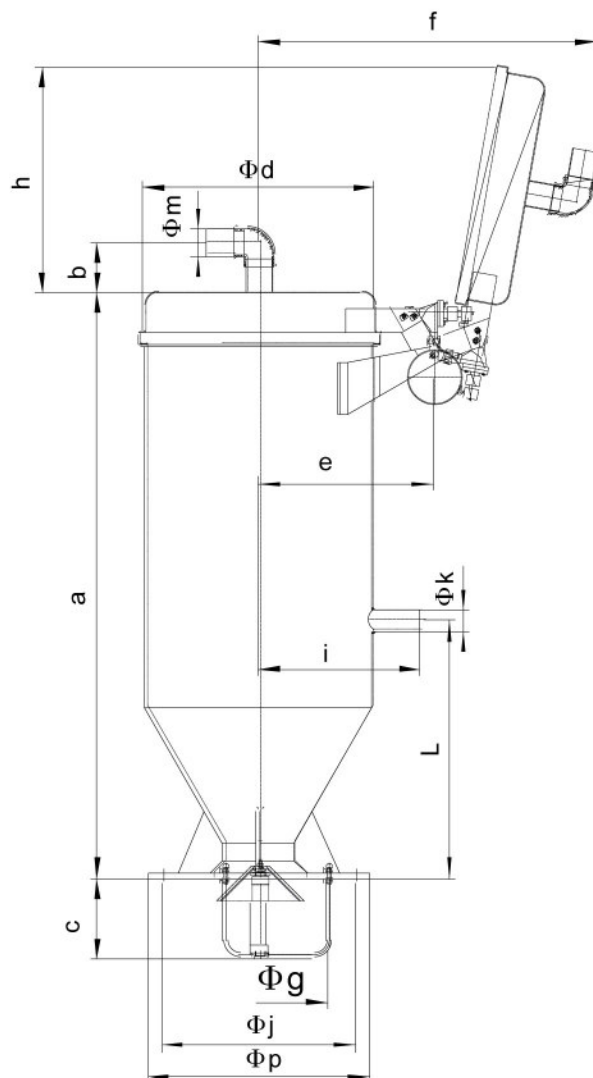
## 选项：

排料口法兰安装有料位计当需要连续上料时，可以用旋转阀取代锥形阀作为排料装置,对于易粘连的物料，配置排料辅助装置。

Level indicator installed in discharge flange Continuous operation by replacing the outlet valve Discharge aids for sticky products

## 尺寸表 尺寸图

型 号	VLF-200	VLF-500	VLF-1000	VLF-2000
a	910	1250	1400	1700
b	145	145	145	145
c	234	234	234	234
$\Phi d$	406	522	560	670
e	400	436	456	506
f	760	806	830	980
$\Phi g$	200	200	200	200
h	360	470	480	655
i	342	382	420	469
$\Phi j$	470	470	500	500
$\Phi k$	96	96	108	108
L	480	530	660	750
$\Phi m$	76	76	96	96
$\Phi p$	510	510	540	540
风机功率 (KW)	2.2-4.0	4.0-5.5	5.5-7.5	7.5
过滤面积 (M <sup>2</sup> )	1.8	2.36	3.00	3.38
固气比	1.23	1.23	1.50	1.64
上料量 (kg/h)	200/500	500/800	2000/1500	2000/2500
总重 (kg)	100	150	200	230



## 使用示意图

